

TAHOE II TUNABLE WHITE

Interior Square Pendant



9777 Reavis Park Drive

St. Louis, MO 63123

800.331.2425 or 314.631.6000

sales@glighting.com www.glighting.com

GENERAL SPECIFICATION

Tunable White: LED option (TW) features tunable white technology that adjusts from 6500K-2700K. For proper control, fixture needs two 0-10V dimming controls.

LED Tuning: CCT tunable using 0-10V wall control. TRIAC, DALI, or DMX available upon request.

LED Dimming: Intensity adjustable using 1% 0-10V wall control. TRIAC, DALI, or DMX available upon request.

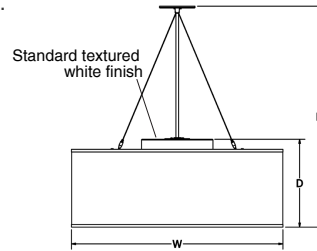
Shade: Standard white fabric shade with integral satin white diffuser.



Canopy: Matches fixture finish. Low profile canopy may be mounted on flat or sloped ceilings up to 40°. Available stem or field adjustable cord and cable.

Cable Hanger Option: Supplied with standard 72" white cord and cable. Field adjustable.

Finish: Highly durable oven cured no VOC premium powder coat.

Surge Protection: External surge protector provided as standard.



SAMPLE CATALOG NUMBER:						
GL-2732-	TW5-	W-	NSN-	5-	A-	072
MODEL NO.	LAMPING	SHADE	FINISH	HANGER	OPTIONS	OVERALL HEIGHT
GL-2732 W in 24" 15lbs D in 11.5" 7kg H Specify	TW5	W White C Cream R Red BL Blue O Olive S Stone	Standard: Powder Coat BLK -Black BL -Blue GR -Gray LG -Light Gray BE -Beige PAB -Antique Brass PA -Painted Aluminum PTC -Painted Copper WH -White DBZ -Dark Bronze NSN -New Satin Nickel BRN -Brown RD -Red CH -Champagne RG -Reed Green SG -Sungold GM -Gun Metal POR -Oil Rubbed Bronze	1. Stem  5. Cord & Cable  Supplied with white cord with hanger option 5.	A. No Options EL. Emergency LED Must be remotely mounted in a controlled environment with an area temperature range of 32°-131°F. LED only. Specify 120 or 277 voltage. LC. 150" Cord & Cable Supplied with 150" Cord & Cable.	Specify overall height for stem hanger option in inches.
GL-2733 W in 30" 18lbs D in 12.5" 8kg H Specify	TW5	Washable: WW White WC Cream WT Tan WB Brown	Textured Powder TLV -Light Verdigris TWH -Textured White TBL -Textured Black TS -Textured Silver TBN -Terra Brown TBZ -Textured Bronze			
GL-2734 W in 36" 20lbs D in 13.5" 9kg H Specify	TW8					
GL-2735 W in 48" 25lbs D in 15.5" 11.5kg H Specify	TW8					

All Dimensions are nominal.

Shade

Standard



White



Cream



Blue



Stone



Red



Olive

Washable - Trilam



White



Tan



Cream



Brown

Custom fabrics available upon request. Contact factory. Reproduced graphic representation. Please contact sales@glighting.com for fabric samples.

Light Source Definition

Code	Total Wattage	Delivered Lumens	Kelvin
TW	72	7736	2700-6500
TW	114	12248	2700-6500

Universal Voltage unless otherwise specified.